

VD-2100 CUTTER for SLIMDUCT™

Best way to cut SLIMDUCT in HVAC industry !


Concept

Light and slim.
 Stainless blade with advanced corrosion resistance.
 Upgrades workability by one-touch open/close.
 Supports SLIMDUCT tightly by the fortified high rigidity body.
 Aesthetic finish and NO swarf.



- Applicable for ; SD-77, SD-100
- Weight : 570g(1.26 lbs)
- Size : Total length : 310mm(12.2 inch)
 Width : 90mm(3.54 inch)
 Thickness : 18mm(0.7 inch)

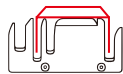
VD CUTTER for SLIMDUCT



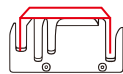
Item No.	Product Name
VD2100	Cutter

Item No.	Product Name
VD021	Spare Blade

Corresponding Duct Models

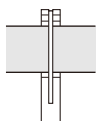


SD-77

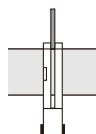


SD-100

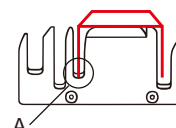
The number shown in the upper figure is estimated based on the condition that the blade is not dull or chipped.



Insert the duct at a 90° angle to the blade.



Please hold the duct straight.



Reduce the cutting speed when the blade reaches the position A.

Precautions

Please wear safety goggles or glasses for your own safety.
 Please be careful not to get your fingers caught in the moving parts.
 Please keep your fingers and hands away from the blade.
 Do not use the tool for any purpose other than cutting ducts.
 Do not cut any duct apart from the designated size.
 To avoid ducts from cracking at low temperatures, cut the ducts very slowly or after heating the ducts with hot air.
 The duct edge may be slanted depending on the angle of the cut.
 Do not throw or drop the tool, as this could damage the body itself or the blade receiver.

Warnings

Do not touch the blade with your fingers directly since the blade is very sharp.
 Moreover, please wear safety gloves while you cut ducts or replace the blade.